








## HOME LEARNING - KS2

A list of websites for children to access daily during the summer holidays. Some activities are best when printed - others are interactive. The list is far from exhaustive – if you use other websites with your child that you think we should know about, let a member of staff know at the start of next academic year.

<a href="https://nrich.maths.org/primary-upper">https://nrich.maths.org/primary-upper</a>	
<a href="http://www.literacyshed.com/">http://www.literacyshed.com/</a>	
<a href="http://www.natgeokids.com/uk/">http://www.natgeokids.com/uk/</a>	
<a href="http://www.exquisite-minds.com/idea-of-the-week/blooms-taxonomy-critical-thinking-skills/">http://www.exquisite-minds.com/idea-of-the-week/blooms-taxonomy-critical-thinking-skills/</a>	
<a href="http://www.timeforkids.com/">http://www.timeforkids.com/</a>	
<a href="https://www.topmarks.co.uk/maths-games/7-11-years/problem-solving">https://www.topmarks.co.uk/maths-games/7-11-years/problem-solving</a>	
<a href="http://www.bbc.co.uk/bitesize/ks2/">http://www.bbc.co.uk/bitesize/ks2/</a>	

**Advice for parents and carers when using nrich:**

Nrich is a brilliant website packed with problem solving activities created by Cambridge university mathematicians. First you'll need to find a problem that you find interesting. Read the problem together with your child making sure you discuss the getting started tab. Allow time for your child to get stuck - this is an important part of problem solving and where most learning takes place. Rich learning will have taken place even when a *satisfactory conclusion* to a problem hasn't been reached.

**Advice for parents when using the Literacy Shed.**

Find a video that both you and your child agree looks interesting, fun and exciting. Watch the video and discuss it. Next choose a writing task from the list below the video for your child to complete. You may like to write your own as well and compare your writing with your child's afterwards.